



Holy Family Hospital

An Institution of the Order of Malta



Contact us:

HOLY FAMILY HOSPITAL
322-326 Paul VI Street
P. O. Box 8 – Bethlehem
Palestinian Authority

Tel: +970 2 274 1151
Fax: +970 2 2741154
E-mail:

[info@holyfamilyhospital-
bethlehem.org](mailto:info@holyfamilyhospital-bethlehem.org)

Website:

[www.holyfamilyhospital-
bethlehem.org](http://www.holyfamilyhospital-bethlehem.org)

Inside this issue :

Editorial	1
Activity Report	4
Detailed Statistic	5

Merry Christmas



TO MAKE A DONATION: BANK ACCOUNT:
HOLY FAMILY HOSPITAL ACCOUNT № : 3890000/0
WITH BANK OF PALESTINE PLC

SWIFT CODE: PALS PS 22
P.O.BOX 765 - BETHLEHEM WEST BANK VIA ISRAEL BANK № 89 /BANK BRANCH № 450
IBAN: PS52PALS0450038900000333000000 (EUR)
IBAN: PS47PALS0450038900000130000000 (USD)
IBAN: PS32PALS0450038900000993000000 (NIS)
IBAN: PS32PALS0450038900000023000000 (GBP)

OUR CORRESPONDENT

USD: CITI BANK N.A. - SWIFT CODE: CITIUS33
GBP: COMMERZ BANK - SWIFT CODE: COBADEFF
EUR: BANCO BILBAO VIZCAYA GENTARIA S.A-SWIFT CODE: BBVAESMM
EUR: ABN AMRQ BANK N.A., AMSTERDAM-SWIFT CODE: ABNANL2A

Designed by

*Mrs. Rawan Hazboun
Bazazo*








Happy Doctors' Day!





Holy Family Hospital Qualified Team





ACTIVITY REPORT

“Hope is a powerful motivation for Charity”

Monthly Deliveries

	1990	1995	2000	2005	2006	2007	2009	2010	2011	2012	2013	2014	2015	2016	2017	2018
JAN	0	148	250	224	240	230	221	258	249	274	249	271	313	278	306	357
FEB	4	130	239	221	218	228	239	221	228	227	224	257	264	271	296	309
MAR	46	168	231	231	217	313	236	265	260	278	260	287	286	277	318	333
APR	68	180	274	240	216	322	280	298	286	265	301	267	277	268	295	344
MAY	85	188	288	238	237	366	284	304	285	229	250	240	297	304	365	373
JUN	85	202	294	258	219	277	275	333	292	261	278	302	311	313	362	380
JUL	84	188	329	235	243	276	328	307	286	306	279	314	379	379	427	450
AUG	71	199	309	235	256	264	280	286	292	296	289	319	351	340	403	476
SEP	109	167	275	234	280	233	261	295	263	291	267	281	327	329	386	409
OCT	116	193	223	257	295	255	297	270	251	281	274	258	286	309	365	369
NOV	97	203	165	213	257	224	247	237	224	249	271	251	224	278	371	369
DEC	104	198	175	207	268	238	265	236	243	209	242	265	253	307	326	340
TOTAL	869	2164	3052	2793	2946	3226	3213	3310	3159	3166	3184	3312	3568	3653	4220	4509



We  Our Patients

TOTAL DELIVERIES SINCE 1990

81,111



Prepared by Mrs. Ahlam Fawadleh

DETAILED STATISTICS

2018	JAN	FEB	MAR	APR	MAY	JUN	JUL	AUG	SEP	OCT	NOV	DEC	Total
ob/gyn consult. HFH	1214	1146	1200	1234	1183	1279	1392	1433	1294	1222	1189	1144	14930
Outreach ob/gyn consultations	223	217	236	208	192	178	222	235	246	218	253	190	2618
Outreach Ped. Consultations	94	131	124	127	117	121	181	132	125	156	133	104	1545
Ped. Consultations	193	196	211	253	237	251	280	311	274	262	199	201	2868
Hearing Screening	0	0	0	0	0	0	0	0	0	0		0	0
Diabetic Consultation	45	53	53	56	54	62	83	62	41	65	80	71	725
Diabetic Consultation Nutrition	0	13	14	16	21	21	20	15	13	15	16	16	180
Mammography	0	0	0	0	0	0	0	0	0	0	0	0	0
over 45 Well Women Health Clinic	47	91	95	87	65	82	84	89	104	112	115	66	1037
private cons. o/g	736	718	760	757	692	821	897	787	810	883	770	778	9409
private cons. ped	72	55	56	47	36	36	43	40	53	80	60	87	665
Cardiology	49	49	0	0	0	0	0	0	0	0	0	0	98
Private cons. Rheumatology / Osteoporosis	73	0	0	0	0	0	0	0	0	0	0	0	73
T.Consultations	2746	2669	2749	2785	2597	2851	3202	3104	2960	3013	2815	2657	34148
TTL.Op.Del.File	6	2	2	3	6	3	4	0	4	1	2	5	38
Deliveries 3rd cl	314	266	289	306	307	341	380	406	363	319	330	298	3919
Deliveries 2nd cl	11	13	13	11	21	7	20	18	13	10	12	11	160
Deliveries 1st cl	11	14	9	14	18	12	18	20	20	10	9	12	167
Del..2nd cl.private	6	4	12	8	12	10	12	10	4	8	9	8	103
Del..1st cl.private	15	12	10	5	15	10	20	22	9	22	9	11	160
TTL Deliveries	357	309	333	344	373	380	450	476	409	369	369	340	4509
incl. C/S sections	73	80	75	88	87	73	101	102	102	90	84	90	1045
incl. Del..UNRWA	133	121	115	135	111	155	181	169	149	139	152	122	1682
dont acc. P.N.A.	1	2	0	3	2	1	1	1	7	1	0	2	21
gyn.oper. 3rd class	44	41	56	42	39	33	49	40	41	52	44	41	522
gyn.oper. 2nd class	-	-	1	-	-	-	-	1	-	1	-	-	-
gyn.oper. 1st class	-	-	-	1	-	-	-	-	-	-	-	-	-
gyn.oper. .2nd class private	9	6	6	12	3	4	12	5	6	8	6	7	84
gyn.oper. 1st class private	-	1	-	1	-	-	1	-	-	-	1	4	-
TTL Gyn.Oper.	53	48	63	56	42	37	62	46	47	61	51	52	618
incl.op.UNRWA	18	25	18	18	20	21	21	17	15	27	17	21	238
incl.minor g.oper.	42	36	52	37	37	30	41	30	31	46	37	41	460
incl.major g.oper.	11	12	11	19	5	7	21	16	16	15	14	11	158
days ob/gn 3rd cl	659	593	647	700	639	695	810	817	766	722	736	642	8426
days ob/gn 2nd cl	39	36	52	47	66	32	72	56	42	45	42	42	571
days ob/gn 1st cl	49	53	32	39	56	37	69	76	55	56	35	54	611
TOTAL days ob/gn	747	682	731	786	761	764	951	949	863	823	813	738	9608
Admissions Obst.	418	370	391	396	420	445	536	526	458	439	447	396	5242
Admissions Gyn.	53	48	63	56	42	37	62	46	47	61	51	52	618
TTL Admiss. Ob/gn	471	418	454	452	462	482	598	572	505	500	498	448	5860
incl. Ad. UNRWA	182	186	167	171	149	197	238	229	187	198	198	175	2277
days neo level 1	122	146	72	138	181	194	187	221	132	217	242	184	2036
days neo level 2	76	54	66	128	75	87	79	74	46	126	58	82	951
days neo level 3	131	136	267	137	160	131	165	75	229	92	101	115	1739
TTL days Neonatal	329	336	405	403	416	412	431	370	407	435	401	381	4726
Adm.Neo.level 1	12	12	11	11	14	24	27	32	25	24	19	22	233
Adm.Neo.level 2	11	6	4	5	6	2	4	8	5	3	2	5	61
Adm.Neo.level 3	7	8	16	12	21	14	19	7	15	11	15	14	159
TTL Admiss. Neon.	30	26	31	28	41	40	50	47	45	38	36	41	453
incl. Ad.UNRWA	15	7	11	9	10	17	28	15	13	12	13	12	162
dont Ad.P.N.A.	4	5	4	2	10	6	2	0	13	4	9	4	63
T.OCCUP.%O/G	57.37	57.99	56.14	62.38	58.45	60.63	73.04	72.89	68.49	63.21	64.52	56.68	62.67
T.OCCUP.%Neo.L1+L2+L3	58.96	66.67	72.58	74.63	74.55	76.30	77.24	66.31	75.37	77.96	74.26	68.28	71.93