



# Holy Family Hospital



An Institution of the Order of Malta

*“Where there is always a place in the inn for all”*

By Dr. Robert Tabash  
Director of Administration

NEWSLETTER VOLUME 10 ISSUE 5

MAY 2009

## URGENT NEED OF HELP FOR THE NICU

During the past several months, we have seen a steady increase in the number of premature cases admitted to the Neonatal Intensive Care Unit. The occupancy of the unit is reaching a saturation level. Following is the breakdown of the activity of the NICU for the first quarter of the year compared with the same period last year.

NICU ACTIVITY	Jan-Mar 08	Jan-Mar 09	Change
<b>TOTAL ADMISSIONS</b>	<b>85</b>	<b>120</b>	<b>41%</b>
<b>TOTAL DAYS OF STAY</b>	<b>931</b>	<b>1479</b>	<b>59%</b>
<b>OCCUPANCY RATE</b>	<b>57.47%</b>	<b>91.30%</b>	<b>59%</b>

The hospital's Neonatal ICU, the only one in the District of Bethlehem, is equipped with 12 Intensive care and 6 intermediate cots. We need additional medical equipment in order to increase the number of Intensive Care positions from 12 to 18.

The total cost of the department for 2009 is expected to reach \$ 1.5 million (*42% of the total running budget of the hospital*). On average, each admitted baby to the Neonatal ICU costs the hospital \$ 3,316. The income from paying patients or organisms is expected to reach \$750,000 in 2009 leaving a deficit of \$ 750,000.

We urgently need help in covering this deficit.



### Contact us:

HOLY FAMILY HOSPITAL  
322-326 Paul VI Street  
P. O. Box 8 – Bethlehem  
Palestinian Authority

Tel: +970 2 274 1151  
Fax: +970 2 2741154

E-Mail:  
[info@holyfamilyhospital-bethlehem.org](mailto:info@holyfamilyhospital-bethlehem.org)

Website:  
[www.holyfamilyhospital-bethlehem.org](http://www.holyfamilyhospital-bethlehem.org)

### INSIDE THIS ISSUE:

- Hospital's News 1
- Editorial 2
- Activity Report 3

Graphic design  
Mrs. Juliana Saca Hodali

TO MAKE A DONATION:  
BANK ACCOUNT:  
HOLY FAMILY HOSPITAL  
ACCOUNT No : 3890000/0  
WITH:

BANK OF PALESTINE PLC  
P.O.BOX 765 - BETHLEHEM WEST BANK VIA ISRAEL

SWIFT CODE: PALSPS 22  
BANK No 89 /BANK BRANCH No 450

# EDITORIAL



**Dr. Jacques Keutgen**  
General Manager



**“Act for  
peace &  
justice”**

We were fortunate to have been able this year to celebrate Pes-  
sah and Easter in the same Holy  
Week, plunging us in the mystery  
of the Passion and Resurrection  
of our Lord Jesus Christ as well  
as reminding us of our Judeo-  
Christian heritage .We were for-  
tunate and blessed to get the  
opportunity to be spending these  
few days with reflections, self-  
examination and prayers at the  
Cenacle, Gethsemane, Mount of  
Olives, Via Dolorosa and the  
church of the Holy Sepul-  
cher .One week later the Greek-  
Orthodox and Armenian Commu-  
nity celebrated the feast of lights  
and Easter. The light symbolizing  
the resurrection of our Lord was  
sent from the church of the Holy  
Sepulcher in Jerusalem to each  
village in the Holy Land as well  
as by airplane to Greece in order  
to be distributed to each family.  
However let us not forget that  
unfortunately the majority of  
people here are still suffering  
from the daily reality of life and,  
due to movement restrictions,  
didn't get permission to attend  
the religious celebrations in the  
Holy City of Jerusalem. It is on  
these feast days that the restric-  
tions are felt by everyone griev-  
ously and unjustifiable. We un-  
derstand their frustration and we  
support them.

During our prayers at the Holy  
Places every time we have come  
across many Jewish people go-

ing to pray at the Western Wall in  
their traditional dress, as well as,  
due to security measures, only a  
few elderly Muslims going to pray  
at Al Aqsa mosque. Nowhere in  
the world is the faith in God re-  
vealed himself to mankind so evi-  
dent for the three peoples of  
monotheistic faiths than in this  
Holy Place. Such moments of mys-  
tic experience are unforgettable.  
Nevertheless, due to political in-  
stability and financial crisis, the  
number of pilgrims this year was  
less than last year although each  
believer in God should at least  
once in his life spend the Holy  
Week in Jerusalem.

The message of Jesus is a mes-  
sage for forgiveness, for recon-  
ciliation, for justice, for solidarity,  
for faithfulness, for mercy and first  
and foremost for unconditional  
love. Living under difficult and pre-  
carious conditions in Bethlehem  
behind the separation wall, we  
have to question ourselves daily,  
remembering His message of love  
and trying to act in that way, know-  
ing and feeling sometimes in our  
flesh that there is a big gap be-  
tween Jesus' message and the ac-  
tual reality.

With humility let us notice this dis-  
cordance and trying to act for rec-  
onciliation, peace and justice.

# ACTIVITY REPORT

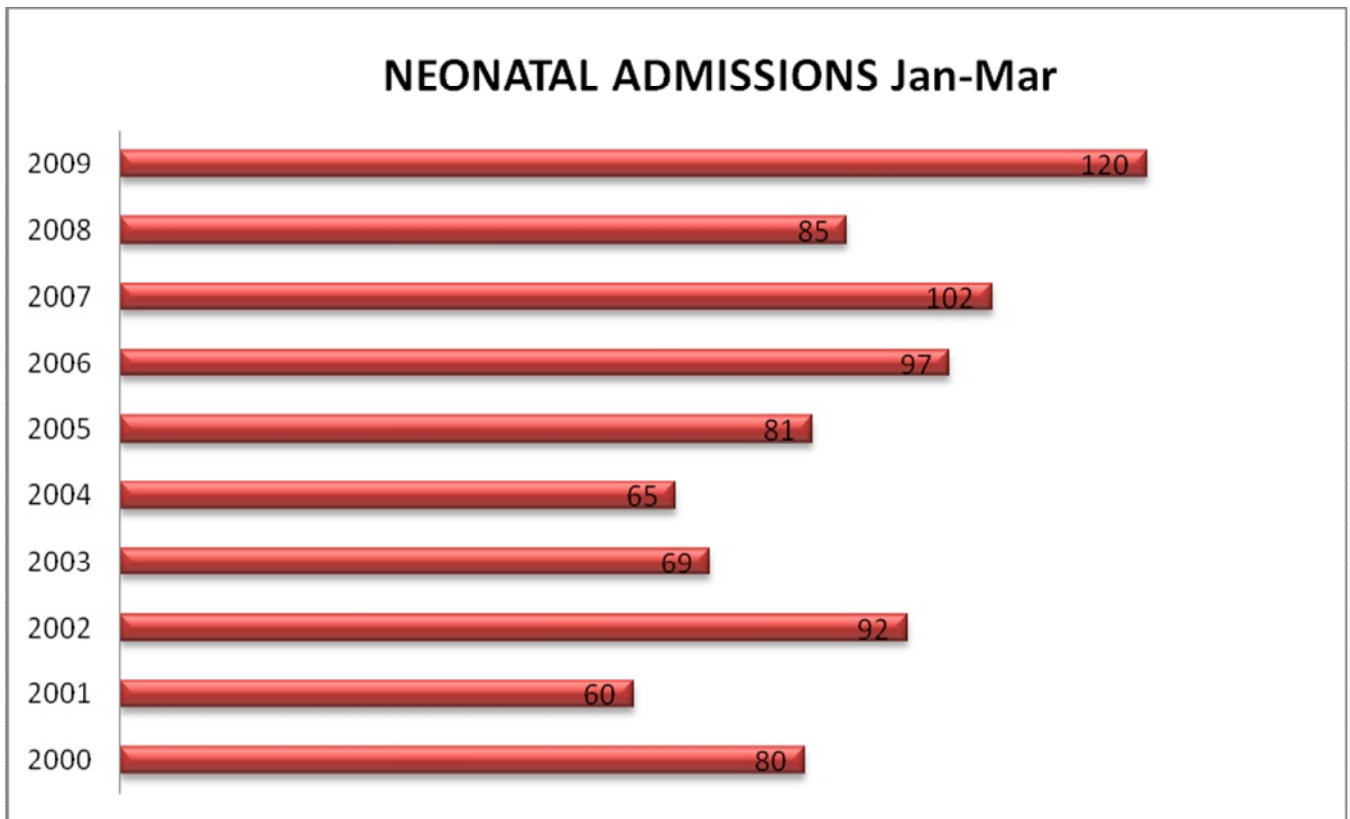
## Monthly Deliveries

The number of monthly deliveries since 1990 is as follows:

	1990	1991	1992	1993	1994	1995	1996	1997	1998	1999	2000	2001	2002	2003	2004	2005	2006	2007	2008	2009
JAN	0	93	128	143	146	148	181	205	217	162	250	158	180	159	238	224	240	230	248	221
FEB	4	69	97	150	157	130	183	180	192	165	239	155	152	165	220	221	218	228	217	239
MAR	46	93	133	184	149	168	164	220	194	217	231	160	142	179	224	231	217	313	259	236
APR	68	87	116	181	135	180	180	207	185	213	274	146	82	195	222	240	216	322	270	280
MAY	85	92	124	170	153	188	224	233	221	246	288	195	129	214	196	238	237	366	340	
JUN	85	106	145	177	145	202	212	222	227	276	294	156	132	239	252	258	219	277	291	
JUL	84	101	151	165	172	188	209	261	234	302	329	148	136	249	232	235	243	276	294	
AUG	71	90	151	173	163	199	226	219	244	299	309	161	122	227	246	235	256	264	279	
SEP	109	103	154	171	172	167	192	241	199	276	275	146	143	220	224	234	280	233	260	
OCT	116	109	154	166	172	193	198	255	211	273	223	134	138	240	243	257	295	255	277	
NOV	97	87	150	146	149	203	196	205	161	282	165	145	121	191	221	213	257	224	241	
DEC	104	105	153	127	163	198	194	240	180	266	175	135	140	203	227	207	268	238	248	
<b>TOTAL</b>	<b>869</b>	<b>1135</b>	<b>1656</b>	<b>1953</b>	<b>1876</b>	<b>2164</b>	<b>2359</b>	<b>2688</b>	<b>2465</b>	<b>2977</b>	<b>3052</b>	<b>1839</b>	<b>1617</b>	<b>2481</b>	<b>2745</b>	<b>2793</b>	<b>2946</b>	<b>3226</b>	<b>3224</b>	<b>976</b>

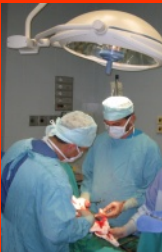

**TOTAL DELIVEREIS SINCE 1990 45 041**

The number of newborns admitted to the Neonatal Intensive Care Unit during the first quarter of 2009 compared with the same period of the previous years was as follows:



# DETAILED STATISTICS

2009	JAN	FEB	MAR	APR	MAY	JUN	JUL	AUG	SEP	OCT	NOV	DEC	Total
Ob/Gyn consult. HFH	767	806	857	895	0	0	0	0	0	0	0	0	3325
Ob/Gyn cons. villages	214	233	270	260	0	0	0	0	0	0	0	0	977
Ped. Consultations	213	187	207	238	0	0	0	0	0	0	0	0	845
Mammography	0	0	0	0	0	0	0	0	0	0	0	0	0
Detailed scan	9	14	11	22	0	0	0	0	0	0	0	0	56
private cons. o/g	442	416	473	557	0	0	0	0	0	0	0	0	1953
private cons. Pediatric	63	75	68	63	0	0	0	0	0	0	0	0	269
private cons.Endoc.	1	3	4	3	0	0	0	0	0	0	0	0	11
<b>T. Consultations</b>	<b>1708</b>	<b>1734</b>	<b>1890</b>	<b>2038</b>	<b>0</b>	<b>0</b>	<b>0</b>	<b>0</b>	<b>0</b>	<b>0</b>	<b>0</b>	<b>0</b>	<b>7436</b>
<b>TTL. Op. Del. File</b>	<b>17</b>	<b>15</b>	<b>6</b>	<b>7</b>	<b>0</b>	<b>0</b>	<b>0</b>	<b>0</b>	<b>0</b>	<b>0</b>	<b>0</b>	<b>0</b>	<b>45</b>
Deliveries 3rd cl	194	215	207	233	0	0	0	0	0	0	0	0	849
Deliveries 2nd cl	4	4	5	3	0	0	0	0	0	0	0	0	16
Deliveries 1st cl	2	0	0	3	0	0	0	0	0	0	0	0	5
Del..2nd cl. private	15	15	17	32	0	0	0	0	0	0	0	0	79
Del..1st cl. private	6	5	7	9	0	0	0	0	0	0	0	0	27
<b>TTL Deliveries</b>	<b>221</b>	<b>239</b>	<b>236</b>	<b>280</b>	<b>0</b>	<b>0</b>	<b>0</b>	<b>0</b>	<b>0</b>	<b>0</b>	<b>0</b>	<b>0</b>	<b>976</b>
<i>incl. C/S sections</i>	53	34	33	53	0	0	0	0	0	0	0	0	173
<i>incl. Del. UNRWA</i>	92	105	97	101	0	0	0	0	0	0	0	0	395
Gyn. Oper. 3rd class	21	21	24	23	0	0	0	0	0	0	0	0	89
Gyn. Oper. 2nd class	0	0	0	1	0	0	0	0	0	0	0	0	1
Gyn. Oper. 1st class	0	0	0	0	0	0	0	0	0	0	0	0	0
Gy.Op.2nd cl Private	10	9	13	5	0	0	0	0	0	0	0	0	37
Gy.Op.1st cl. Private	2	1	2	0	0	0	0	0	0	0	0	0	5
<b>TTL Gyn. Oper.</b>	<b>33</b>	<b>31</b>	<b>39</b>	<b>29</b>	<b>0</b>	<b>0</b>	<b>0</b>	<b>0</b>	<b>0</b>	<b>0</b>	<b>0</b>	<b>0</b>	<b>132</b>
<i>incl.op. UNRWA</i>	11	15	20	13	0	0	0	0	0	0	0	0	59
<i>incl. minor g. oper.</i>	25	18	28	22	0	0	0	0	0	0	0	0	93
<i>incl. major g. oper.</i>	8	13	11	7	0	0	0	0	0	0	0	0	39
days ob/gn 3rd cl	423	513	475	523	0	0	0	0	0	0	0	0	1934
days ob/gn 2nd cl	36	52	49	55	0	0	0	0	0	0	0	0	192
days ob/gn 1st cl	22	12	21	30	0	0	0	0	0	0	0	0	85
<b>TOTAL days Ob/Gn</b>	<b>481</b>	<b>577</b>	<b>545</b>	<b>608</b>	<b>0</b>	<b>0</b>	<b>0</b>	<b>0</b>	<b>0</b>	<b>0</b>	<b>0</b>	<b>0</b>	<b>2211</b>
days neo level 1	112	73	74	72	0	0	0	0	0	0	0	0	331
days neo level 2	236	161	327	206	0	0	0	0	0	0	0	0	930
days neo level 3	149	253	94	121	0	0	0	0	0	0	0	0	617
<b>TTL days Neonatal</b>	<b>497</b>	<b>487</b>	<b>495</b>	<b>399</b>	<b>0</b>	<b>0</b>	<b>0</b>	<b>0</b>	<b>0</b>	<b>0</b>	<b>0</b>	<b>0</b>	<b>1878</b>
Admissions Obst.	52	55	74	68	0	0	0	0	0	0	0	0	249
Admissions Gyn.	220	239	236	280	0	0	0	0	0	0	0	0	975
<b>TTL Admiss. Ob/gn</b>	<b>272</b>	<b>294</b>	<b>310</b>	<b>348</b>	<b>0</b>	<b>0</b>	<b>0</b>	<b>0</b>	<b>0</b>	<b>0</b>	<b>0</b>	<b>0</b>	<b>1224</b>
<i>incl. Ad. UNRWA</i>	132	150	148	141	0	0	0	0	0	0	0	0	571
Adm. Neo. level 1	7	10	3	7	0	0	0	0	0	0	0	0	27
Adm. Neo. level 2	11	11	23	15	0	0	0	0	0	0	0	0	60
Adm. Neo. level 3	25	18	12	14	0	0	0	0	0	0	0	0	69
<b>TTL Admiss. Neon.</b>	<b>43</b>	<b>39</b>	<b>38</b>	<b>36</b>	<b>0</b>	<b>0</b>	<b>0</b>	<b>0</b>	<b>0</b>	<b>0</b>	<b>0</b>	<b>0</b>	<b>156</b>
<i>incl. Ad. UNRWA</i>	16	15	13	12	0	0	0	0	0	0	0	0	56
<b>Occupancy O/Gyn</b>	<b>34.48</b>	<b>45.79</b>	<b>39.07</b>	<b>45.04</b>	<b>0</b>	<b>0</b>	<b>0</b>	<b>0</b>	<b>0</b>	<b>0</b>	<b>0</b>	<b>0</b>	<b>40.94</b>
<b>Occup. Neonatal D.</b>	<b>89.07</b>	<b>96.63</b>	<b>88.71</b>	<b>73.89</b>	<b>0</b>	<b>0</b>	<b>0</b>	<b>0</b>	<b>0</b>	<b>0</b>	<b>0</b>	<b>0</b>	<b>86.94</b>



*“Because the Poorest deserve the best”*